

DOUBLETREE RV



Your suite awaits you...



36 SB3



A large capacity pantry keeps your staples close at hand. The master controls are tucked discretely into the entry closet.



The central work island features drawers for added storage, plus a special feature only visible at night. Accent lighting, located at the base, is a clever nightlight.



Providing an abundance of storage, the elegant hardwood cabinetry has the appeal of well designed residential style built-ins.



The optional slide-out desk provides a spot to work on your laptop computer.





Mobile Suites



You've arrived
 ... all the things you've dreamed of are right here. You deserve the refined elegance of the DoubleTree Mobile Suite. Engineered for dependability and designed for lasting beauty, Mobile Suites is every bit as sophisticated as you are.



Take a look around, a good long look. Everywhere you turn you'll find quality innovations and aesthetic beauty. It's not just what you see that sets Mobile Suites ahead, it's what you don't see. Superior structure, automotive technology and, of course, quality control are masterfully engineered into each and every Mobile Suite.



Whether you need additional work space or want to set up a buffet for dinner, the island flip-up countertop extension offers versatility in your kitchen. All countertops are durable custom acrylic.



Optional leather. There's nothing like it. Push back in your deluxe reclining chair and enjoy the lap of luxury a bit longer.



Converting this optional Hi-lo coffee table is simple and easy. The lift assist arms position table top perfectly for work or dining. Additional hidden storage is revealed inside table.





38RL3



These four stylish dining chairs have a secret. Lift the seats and find handy storage for linens and the like. The table also includes an extra leaf.



Adjacent full length upper and lower pantry and the Dometic® residential style stainless steel refrigerator make it easy to store all your food supplies.

Whether you're watching Casablanca on your 40" Samsung LCD HDTV with IR control and surround sound (optional) or enjoying Strauss on the stereo, the high-quality entertainment center components will enhance your experience.



Enjoy a double feature in your plush theater seating. The center console features drink holders and a spacious slide out storage compartment.



Your home theater can be closed off with pocket doors featuring elegant etched glass. There's also an optional surround sound stereo so you can get the most out of your private screening.



A convenient flip-up countertop extension expands your workspace.





Residential style hardwood cabinetry features decorative medallions and attractive moulding. The elegant decorative fascia throughout adds a stylish touch. Dual bi-fold hardwood doors conceal the full laundry center.



36 SB3

The king 72" x 80" pillow-top mattress is tucked back into a cozy alcove. A padded headboard coordinates with the bedspread and pillow shams.



An optional washer and dryer are located conveniently in the bedroom entry, so you make fewer trips to put clothes away.

Before retiring to the luxury of your king, or optional queen size bed, relax in this suite's one-piece radiused fiberglass shower with custom radiused shower door. The shower also features a skylight with day/night shade.

Plenty of additional under-bed storage space is easily accessed with the aid of power gas lift arms.

An innovative remote control system using infrared (IR) technology allows you to control all electronic entertainment systems throughout the unit with one remote. The "brains" of the system are built into the closet.



For your viewing pleasure the optional 20" Samsung LCD TV has been built into the upper cabinetry. Also featured is a large slide-a-way vanity mirror, light filtering day shade or room darkening privacy shades.

Smart Suite™ Technology

- Remote mantal componets
DVD CD AMP XM IPod
Cat 5 Wireless remote
- IR infrared universal remote
- IPOD docking station
- XM satellite radio ready
- Cat 5 wireless
- HI Def LCD TV
- Sony AMP CD see specs



Complete your suite with tastefully embroidered towel sets, custom fit sheets, pillow covers and even accent carpets (linen package option).



Storage abounds with numerous drawers and a concealed clothes hamper, all featured in this dressing vanity cabinet. Mirrored wardrobe doors add additional depth to the large bedroom.



A full bath completes your suite experience. It is roomy and equipped with a residential style china toilet and features the spacious radius shower of the side bath design.

DoubleTree RV... We Lead, They Follow

New Advances in Engineering Excellence

FEATURES & BENEFITS Step into a DoubleTree Mobile or Elite Suite with confidence. From the ground up, all units are built with automotive style components. Our innovative designs make it easier to transport, set up, and maintain your unit.

Structure

- F:** Professionally designed and tested 15" steel box tube chassis.
- B:** Super strong foundation to build a lasting, high quality fifth wheel.
- F:** All-weather heavy duty aluminum floor system.
- B:** The screwed and bolted together floor, will not rot over time. No staples to work up through the floor covering.
- F:** R-27 insulated frame floor system with three weather barriers.
- B:** Warm floors for extended or full time use: and keeps out condensation.

Technology

- F:** All new state of the art industrial hydraulic system.
- B:** Maximum power to operate slide rooms, bed lifts, stabilizer systems and hooking and unhooking fifth wheel. Safe and easy to operate.
- F:** All new automotive style Kodiak disc brakes.
- B:** Limited lifetime warranty; smoother stopping; shorter stopping distance; ceramic brake pads; low maintenance cost.
- F:** Heavy duty 8,000 axles with sealed automotive barrings and EquaFlex rubber equalizer.
- B:** Larger carrying capacity; less axle problems; low maintenance; best ride quality available.
- F:** Heavy duty Goodyear tires and aluminum eight bolt wheels.
- B:** Highest quality tire manufactured for RV's. Special tread pattern to dissipate heat. Tires are regroovable for miles and miles of safe use. Wheels are light weight and will not rust.
- F:** Greasable suspension with bronze bushings.
- B:** Ease of maintenance and long-wearing.

Sturdy

- F:** 3.25" aluminum framed walls with R-13 insulated rating. Highest R rating in the industry.
- B:** Lightweight; lower heating and cooling cost; noise reduction
- F:** Radiused aluminum roof rafters on 16" centers.
- B:** Lightweight; improved water run off; maximum load capacity per square foot.
- F:** R-23 insulated roof system with plywood and vinyl or fiberglass covering.
- B:** Improved weather barrier; sound deadening; low maintenance; lower cost heating and cooling.
- F:** Soft touch interior ceiling.
- B:** Sound proofing; easy to clean; extra insulation.

Refined

- F:** Conveniently located wall switches control all lighting.
- B:** Easy to turn on and off.
- F:** Overhead room lighting on dimmer switches.
- B:** Personal light control.
- F:** Designer hardwood cabinets throughout the unit.
- B:** Optimal storage and convenience.

Reliability

- All new industrial hydraulic jacks.
- High pressure hydraulic lines with brass fittings.
- All new individual push button slide room controls.
- All new industrial stabilizer jacks located and wind tested to provide maximum stability.
- Heavy gauge UL copper wiring.
- All new residential water manifold.
- Convenient lights at all exterior service locations.
- All new safe and reliable LED lights.
- Mid unit turn indicator.
- Gel coat fiberglass walls and exterior doors.
- All new structural, 36 month warranty.
- 1/2" plywood roof decking.
- Extra sound proofing in floor, walls and roof.
- Engineered back up lights.
- Tip out tinted safety windows.
- Over sized entry step.
- All new automotive disc brakes.
- Pull out battery and LPG bottle trays.
- Over size basement storage doors with gas lift cylinders.
- Furnace return air replaceable filter.
- All new automotive painted exterior graphics.
- Tough skin special coated rock guard.



The heating and A/C system received the "standard of excellence" award for best design and performance. Automatic dual zone for personal comfort. The attractive soft touch ceiling combines durability, sound proofing and an added measure of insulation.



Contemporary design fiberglass rear cap and detachable ladder.



Aerodynamically shaped front fiberglass cap designed for maximum fuel efficiency.



130 cu. ft. storage compartment (in most models) with slider bins – largest in the industry



DoubleTree RV installs the Trailair® air pin box. Trailair utilizes noise, vibration and harshness testing to engineer a smoother ride and better handling.

Coach-Net
EMERGENCY ROADSIDE ASSISTANCE is provided with purchase of each suite

5/8" T/G exterior plywood is glued and screwed to the aluminum floor framing, then bolted to the steel frame.



Aluminum sidewall is bolted to the floor.



Heavy duty steel box tube frame creates a basement for extra thick R27 floor insulation system.



High strength aluminum welded bow roof rafters. Extra thick R23 roof insulation system.



3 1/4" thick sidewalls with two moisture barriers and R13 insulation results in increased efficiency of heating/cooling, and better sound insulation qualities.



15" frame depth provides incredible strength as well as space for R27 floor insulation.

Heavy duty industrial front and rear hydraulic jacks are installed at a 5° angle to provide for maximum stability.



Heavy duty industrial hydraulic pump powers the leveling jacks and sliderooms with independent controls.

Our frames are engineered to accommodate the largest capacity water holding tanks in the industry.

- Fresh: 100 gallon
- Gray: 75 gallon
- Black: 50 gallon

Our powerful hydraulic system is integrated into the frame providing for smooth, reliable operation of power expansions and leveling jacks.



Automotive type 12V A/C wire along with heavy wiring provides all the power to live comfortably in your Suite. A centralized command center allows ease of operation.



New for 2007
Fully integrated infrared control technology



Water distribution manifold system for even water flow throughout the Suite. Conveniently select individual lines for easy maintenance.



Conveniently located multi-function hook-up center.

DoubleTree RV cares about your safety... that's why we factory install the Kodiak® automotive style disc brake system providing for:

- smoother stopping*
- significantly shorter stopping distances*
- lower maintenance costs*

*When compared to Drum Brakes



Regroovable heavy duty Goodyear® tires and aluminum eight bolt wheels.



Equa-Flex®, by TrailAir®, smoothes out the rough roads and protects the unit and its contents.



Innovative Features to Enhance Your Extended Stay Travel

- King bed with 72" x 80" Qualux comfort mattress
- Metal powder coated innerspring bed base
- King 72" x 80" Pillow top mattress
- Queen Bed Suite (32')
- Hardwood oak custom cabinets
- Custom hand rubbed hardwood maple interior trim package
- Custom acrylic kitchen countertops
- Custom granite kitchen countertops
- 2 reclining/glider chairs (36')
- 1 recliner (32TK3)
- Theater seating (38RL3)
- Large 92" hide-a-bed sofa
- Hide-a-bed sofa with side tables
- Residential table with extension and 4 under-seat storage dinette chairs
- Residential hardwood door between bath and living room
- Day/night shades-blackout in bedroom
- Six panel residential doors
- Removable step carpet pads
- Granite non skid steps
- Custom sculptured residential carpet
- High durability nylon carpet with five year warranty
- Residential grade Congoleum floor covering
- Built in floor safe
- Dometic residential style stainless steel refrigerator
- Dometic residential style black stainless steel refrigerator
- Suburban 12 gal. gas/elec. DSI water heater
- Residential heating system
- Suburban 42,000 BTU furnace
- Heat duct to toilet room
- Dometic 15,000 BTU low profile A/C
- Wired and ducted for second A/C
- 50 amp service with detachable cord
- Recessed solid surface range cover
- Recessed power granite range cover
- Recessed lighted decorative clock
- Lighted pantries
- Speaker jacks, 110 volt and 12 volt outlet and TV hookup in basement storage
- 80 amp 12 VDC converter
- 12 VDC battery
- 120 VAC duplex receptacle at hook-up center
- Cable TV/phone ready
- Internet ready
- TV antenna
- Ground satellite ready
- Satellite prep to roof
- Custom wood counter on bedroom vanity
- Interior ceiling fan
- Residential-type bathroom fan
- One piece radius fiberglass shower
- Custom radius shower door
- Skylight in shower with day/night shade
- Custom acrylic lavatory top with residential faucet
- Custom granite lavatory top with residential faucet
- Adjustable shelf in toilet room linen cabinet
- Built in clothes hamper
- Utility closet
- No-fuss flush on black water
- Water pump switch at outside hookup center
- Big step at entry door
- Slide out propane tray with 40 lb. tanks
- Rear stabilizer jacks
- Hydraulic rear stabilizer jacks
- Pinless, industrial hydraulic front landing jacks at 5 degree outboard angle
- 15" steel triple box channel frame
- 5/8" T/G exterior plywood floors
- 3" aluminum floor with R-7 insulation
- Twin 8,000 lb. axles with shocks and sealed bearings
- Kodiak disc brakes
- Heavy duty greasable suspension

• Mobile Suites • Elite Suites

- Goodyear 16" G-rated re-groovable tires (32' and 36')
- Goodyear 17.5" H-rated re-groovable tires with magnum suspension (std. on Elites and 38RL3 Mobile Suites)
- Aluminum wheels
- 3 1/4" sidewalls
- 1/4" Fome-cor vapor barrier wrapped sidewalls
- Gelcoat fiberglass exterior
- Gelcoat fiberglass exterior door
- Painted exterior graphics
- Custom exterior paint package
- Soft-touch vinyl ceiling
- 1/2" plywood roof decking
- One piece vinyl roof
- Gelcoat fiberglass wrapped roof
- 4 exterior scare lights
- Back-up lights with 50 watt halogen lights
- Commercial L.E.D. exterior clearance lights
- GE over the range convection/microwave oven
- Fluorescent light package
- Large recessed halogen lights with dimmer switch
- Convenience package (coffee maker, hair dryer and dustbuster)
- Pull out faucet
- Water filtration system
- Water manifold system
- Create-a-breeze fan in bathroom
- Washer/dryer prep
- Single lever water heater bypass
- Solar prep to roof
- Lend-a-hand grab handle
- Tinted safety glass windows
- Brushed nickel lights, hardware and ceiling fan
- Oil rubbed lights, hardware and ceiling fan
- Washable storage compartment liner
- Coach-Net Emergency Road Side Assistance



36 TK3

DÉCOR

- Sienna Red
- Tuscan Sand
- Windsor Blue
- Brilliant Black
- Golden Plum
- Majestic Blue
- Sea Foam

WOOD DECOR

- Oak
- Cinnamon Maple

INTERIOR

- Booth dinette IPO table and chairs
- Coffee table Hi-Lo
- Leather recliner (2) upgrade
- Leather recliner (1) upgrade (32')
- Convenience package (blow dryer, coffee maker, dustbuster)
- Built-in fireplace

ENTERTAINMENT

- 32" Samsung LCD HDTV w/ IR surround sound package
- 40" Samsung LCD HDTV w/ IR surround sound package
- 24" TV home theatre w/ surround sound package (32TK only)
- 27" TV home theatre w/ surround sound package (36'-38' models)
- Dome satellite dish, roof mount

KITCHEN

- 12 Cu. Ft. side by side refrigerator
- Ice maker
- GE Advantium microwave
- 3 burner range/oven IPO 3 burner cooktop
- Extreme Smart Sensor water pump/filter

BATHROOM

- Tub/shower combo
- Flip-down shower seat (14" x 14")
- One person infrared sauna ipo w/d prep

BEDROOM

- 20" Samsung LCD TV
- Power lift king bed
- Queen bed suite (standard 32TK3)
- Linen package queen bed
- Linen package king bed
- Maple folding chair
- Oak folding chair

SYSTEMS / VENTS / FANS

- 13.5 BTU ducted Lo/Pro AC (2nd)
- 15.0 BTU ducted Lo/Pro AC (2nd)
- Heat pump for 15.0 A/C
- Fan-Tastic Fan w/ wall switch location: kitchen / bedroom
- Fan-Tastic Fan w/ rain sensor and wall switch location: kitchen / bedroom
- Washer/dryer, stackable
- Washer/dryer, combo
- Central vacuum

- Generator prep - auto change over
- Onan 5500 Marquis Gold Generator
- Dual 6V DC heavy duty battery system
- Xantrex 3000 watt inverter w/ four 6 volt batteries and 2nd compartment

CONSTRUCTION / RUNNING GEAR

- 16" G rated spare tire and carrier
- 17.5" H rated spare tire and carrier
- Hydraulic rear stabilizer jacks
- Monroe gas Magnum shocks
- Trailair C/P susp./air ride pin box tandem
- Magnum suspension, 17.5" H tires and aluminum wheels (standard 38RL3)

EXTERIOR / AWNINGS

- Awning w/ weathershield
- Awning - 1 step w/ weathershield
- Living room slide topper
- Kitchen slide topper
- Bedroom slide topper
- Dinette slideout patio awning
- Slide out storage tray
- Audible backup camera system
- Roof rack and detachable ladder
- Ladder only - no roof rack
- Thermopane windows (safety glass)
- Receiver-mounted 3 position bike rack
- RVIA - rving seal fee
- Window silks
- State seal
- CSA package

Elite Suites



Take a close look
... we've left nothing to the imagination.
You know that underneath it all we've combined
quality features and innovative engineering that
delivers a superior extended travel experience.



36 TK3

Custom styled woodwork and overhead cabinets are exclusively made for the Elite Suite. A residential dining table with extension includes four chairs with under-seat storage. From the sofa to the window treatments, all fabrics are coordinated for a distinctive decorator look.



The rich look of a handrubbed finish accents the hardwood cabinetry that provides plenty of storage for an extended trip. A large, comfy 92" hide-a-bed sofa is convenient for extra traveling companions.

When you aren't watching your big screen 40" LCD HDTV, conceal it behind the glide-a-way tambour doors.

Brilliant Black



Golden Plum



Majestic Blue



Seafoam Sage



Maple (standard)

Oak (optional)



36 RE3



Etched glass adds a touch of sparkle to cabinetry over the TV and fireplace.



An etched glass door china cabinet is radiant inside and out, thanks to the interior light feature. Display the new found treasures you pick up along the way.

Residential grade Congoleum® floor covering and custom sculptured residential carpet are easy on the eye yet are tough and durable. The spacious kitchen features granite countertops including a recessed granite range cover that is raised and lowered at the touch of a button.



Optional built-in electric fireplace features a beautiful granite accent mantle. Enjoy the relaxing atmosphere as well as comfortable warmth.



A glide-out cabinet with hard wood cutting board provides added workspace. While imported custom granite countertops are a standard feature.



You'll appreciate the "full extension" drawer guide system featuring all metal residential style track and rollers which are securely screwed in place, providing reliable, long term service.



The one-piece radius fiberglass shower is sleek and stylish, and the custom granite lavatory top with residential faucet adds an elegant touch.

If you like drifting off to sleep while watching your favorite program, you'll love the power-elevated bed, which allows you to raise the head for easy TV viewing. The Power King Sleep System (patent pending) features innerspring bed base, Qualux Comfort mattress, power-lift king (option) and lift assisted under-bed storage space.



Leisure relaxation at its finest. End your day in the first dry infrared sauna (option) specifically designed for RV's. A true health benefit. A Grand RV Sauna™.



From the gleaming mirrored wardrobe doors, plentiful overhead storage, fluted woodwork and decorative medallions, the master suite is a deluxe oasis.



A residential style porcelain stool with electric wall mounted flush is standard equipment.



The bedroom vanity and cabinetry feature a solid wood countertop, plenty of drawers with heavy duty drawer glides, a tip-out clothes hamper and a slide-a-way vanity mirror. Dual shade system allows for light filtering or room darkening to provide privacy, as well as optimal viewing of the optional LCD TV.

Structural Integrity



DoubleTree RV - Howe, Indiana

When DoubleTree RV began building Mobile Suites, they used a simple philosophy: find out what the consumers want and exceed their expectations. Attention to detail starts from the ground up.

From the 15" framework, three holding tanks and 3 1/4" R13 wall framing to the incredibly convenient access to all mechanicals and electronics, DoubleTree RV fifth wheels continue to set the standard for the industry.

The 2007 models are exactly what the name says... *suites*. And the best part is, they are built for you.



0160 W 750 N • PO Box 235 • Howe, IN 46746

Reservations: 260-562-1075

www.doubletreervsuites.com